



Gum Creek BOARDS

2020 PRODUCT CATALOG

WELCOME

From our family to yours



OUR FAMILY IS HONORED TO BE ABLE TO CREATE HAND-CRAFTED PRODUCTS THAT CAN BE PASSED FROM OUR FAMILY TO YOURS. WE WILL NEVER TAKE FOR GRANTED THAT OUR HISTORY AS A FAMILY-OWNED SMALL BUSINESS HAS ALLOWED US TO BE A PART OF YOUR HISTORY. FROM OUR RETAIL PARTNERS TO EACH INDIVIDUAL WHO BUYS FROM US WE THANK YOU FOR YOUR SUPPORT, AND WE LOOK FORWARD TO WORKING HARD TO PROVIDE THE VERY BEST IN CRAFTSMANSHIP, AND CUSTOMER EXPERIENCE.

Sincerely, The Crooks



GUIDE

OUR ETHICS

OUR PROCESS

OUR BOARDS

CUTTING BOARDS

CHARCUTERIE BOARDS

ROUND BOARDS
& LAZY SUSANS

LIVE-EDGE BOARDS

COASTERS

CUSTOM ENGRAVING

BOARD CARE

From the **FORESTS** of East Texas



**WE ARE A COMPANY DEDICATED TO RESPONSIBLE FOREST
CONSERVATION. WHEN YOU PURCHASE ONE OF OUR BOARDS,
YOU ARE SUPPORTING A PHILOSOPHY OF PRESERVING THE
NATURAL RESOURCES OF THE TEXAS FORESTS.**

For this, we are grateful



OUR PROCESS

GUM CREEK INDIVIDUALLY
BUILDS EVERY BOARD.
WE PRIDE OURSELVES ON
OUR SUPERIOR QUALITY
AND OUR ATTENTION TO
THE FINEST DETAILS.

1

HARVEST
LOCAL TIMBER



2

MILL &
KILN DRY

3

**HAND SELECT WOOD &
HAND-MAKE EVERY BOARD**



5

**CUSTOMIZE ANY BOARD
WITH LASER ENGRAVING**



4

**APPLY FINISH WITH
ALL-NATURAL INGREDIENTS**



OUR BOARDS

EACH HEIRLOOM QUALITY CUTTING BOARD IS UNIQUE WITH IT'S OWN CHARACTER AND NATURAL BEAUTY. MAKE IT PERSONAL WITH OUR CUSTOM LASER ENGRAVING AND MAKE IT YOUR OWN. WITH PROPER CARE, OUR BOARDS WILL LAST FOR GENERATIONS.

Sweetgum is the core species for all of our boards. Sweetgum varies from the palest white to the deepest auburn with carefree abandon. Gum Creek incorporates this natural diversity into each unique, beautiful cutting board. Sweetgum wood might dance all over the color spectrum, but its light weight is constant, as is its natural satiny feel which helps create a quality cutting board.

Caramel Nut Pound Cake

1 cup butter (room temp)
1/2 cup cisco
1 box light brown sugar
1 cup white sugar
6 eggs room temperature
3 cups unsifted flour
2 tsp. baking powder
2 tsp. salt
1 cup fat evaporated milk
1 tsp. vanilla
1 cup chopped pecans (roasted)

Melt butter and cisco, gradually add sugar.
Add eggs one at a time. Beat until the
batter is creamy and fluffy. Mix the flour,
baking powder, then add to batter.
Add vanilla and nuts last. Bake in a
dark floured 10" tube pan for
60 minutes at 300°.

♡ Judy



Manny's Buttermilk Pie

1 1/2 c. sugar
2 eggs beaten
3 tbsp. flour
1/2 c. butter melted
1 c. buttermilk
1 tsp. vanilla
1 tsp. lemon juice

Combine sugar and flour, add beaten
eggs and remainder of ingredients.
Beat well. Pour in 9" deep pie
crust. Bake at 350° for 1 hr.





SWEET GUM END GRAIN CUTTING BOARDS

KNIFE
FRIENDLY



REVERSIBLE
SURFACE

RECESSED
GRIP

SAVE YOUR KNIVES



The end grain cutting board is made from end pieces of wood. It usually comes in a checkerboard pattern, which is the main characteristic you'll need to be able to recognize that it is indeed an end grain cutting board. While these types of wood cutting board are a bit more expensive, some people deem it worthy, as it is better for your knives. End grain cutting boards have a "self-healing" factor, as the fibers close up after they have been cut by the knife. This makes knife marks not as noticeable as they would be on edge or flat grain boards.



EndPrepSG
PREP
10" x 12" x 1.5"



EndSmSG
SMALL
10" x 16" x 1.5"



EndMdSG
MEDIUM
12" x 19.5" x 1.5"



EndMdSGJ
**MEDIUM
W/ JUICE GROOVE**
12" x 19.5" x 1.5"



EndLgSG
LARGE
13.5" x 21.5" x 1.5"



EndLgSGJ
**LARGE
W/ JUICE GROOVE**
13.5" x 21.5" x 1.5"



EndCvSG
CARVER
15" x 24" x 1.5"



SWEET GUM EDGE GRAIN CUTTING BOARDS



The edge grain cutting board is made from parallel pieces of wood that have been fused together. This is the most common wood cutting board, which looks exactly like you imagined a wood cutting board would look. Edge grain cutting boards are recognized for their durability and lower price. After prolonged usage, the wood cutting board will have cut marks, damaging the aesthetics of the board. However, this can be prevented by applying beeswax or mineral oil on a regular basis.



EdgeSmSG

SMALL

10" x 16" x 1.5"



EdgeMdSG

MEDIUM

12" x 19.5" x 1.5"



EdgeMdSGJ

MEDIUM

W/ JUICE GROOVE

12" x 19.5" x 1.5"



EdgeLgSG

LARGE

13.5" x 21.5" x 1.5"



EdgeLgSGJ

LARGE

W/ JUICE GROOVE

13.5" x 21.5" x 1.5"



FlatXL12x19.5J

CARVER

15" x 24" x 1.5"



SWEET GUM FLAT GRAIN CUTTING BOARDS



These boards appear similar to edge grain boards, but they have less lamination (or less sticks of wood glued together to form the surface). They will show knife marks and have a tendency to move more than the edge or end grain boards, but they are significantly less expensive. These boards are great for someone who lives in a small space, or needs a lightweight board for everyday use.



FlatSm8x13
SMALL
8" x 13" x .75"



FlatMd10x12
MEDIUM
10" x 12" x .75"



FlatLg10x16
LARGE
10" x 16" x .75"



FlatLg10x16J
**LARGE
W/ JUICE GROOVE**
10" x 16" x .75"



FlatXL12x19.5
EXTRA LARGE
12" x 19.5" x .75"



FlatXL12x19.5J
**EXTRA LARGE
W/ JUICE GROOVE**
12" x 19.5" x .75"





SWEET GUM CHARCUTERIE BOARDS



Our charcuterie boards have a beveled edge and a clean look to showcase your gourmet bites.

Use our small board for one or two people and our large for a gathering of 10 or more.



CharSm
**SMALL
CHARCUTERIE BOARD**
6.5" x 16" x 1.5"



CharMD
**MEDIUM
CHARCUTERIE BOARD**
8" x 24" x 1.5"



CharLg
**LARGE
CHARCUTERIE BOARD**
12" x 24" x 1.5"





ROUND CUTTING BOARDS & LAZY SUSANS



Our round boards and lazy susans are the newest in our collection. The round board looks wonderful engraved and is a perfect entertaining piece for dressing up your table. The notched in handles make it easy to move on and off the table. Our lazy susan is made with two solid wood rounds. The hardware we use is made for heavy duty use and adding the second wood round for the base adds stability.



Round16
ROUND BOARD
16" diameter



Round18
ROUND BOARD
18" diameter



Lazy16
LAZY SUSAN
16" diameter



Lazy18
LAZY SUSAN
18" diameter



SWEETGUM LIVE EDGE CUTTING BOARDS

JUICE GROOVE
INCLUDED

NATURAL
WOOD
CHARACTER

RUSTIC
EDGE

This board is literally slabbed off the tree. The outer edges are the barked edges of the sweetgum tree. Every one of these rustic slabs are designed by nature and make a beautiful statement piece for the home.

LiveSmN16

**SMALL NARROW
W/ JUICE GROOVE**

16" length



LiveSmW16

**SMALL WIDE
W/ JUICE GROOVE**

16" length



LiveLgN20

**LARGE NARROW
W/ JUICE GROOVE**

20" length



LiveLgW20

**LARGE WIDE
W/ JUICE GROOVE**

20" length



"natural line"
juice groove



natural wood
details



CUSTOM CORK COASTERS

REVERSIBLE
SURFACE

SUPER
ABSORBANT


Our set of six coasters are an engravable cork top stitched to a leather back. These coasters are thin but absorb! The set of six also includes a leather holder. The cork set of four is the perfect hostess gift, wedding party gift, or just because gift! They are thick and can also be engraved to add that personal touch.

CORK COASTERS W/ HOLDER

Set of 6 Thin



pressed
cork



CORK COASTERS

Set of 4 Thick





LEE BROTHER'S BEEF
LINDALE TEXAS



KCM

MHC

Caramel Nut Pound Cake

1/2 cup butter (room temp)
1/2 cup crisco
1/2 cup light brown sugar
1/2 cup white sugar
1/2 cup room temperature
1/2 cup unsifted flour
1/2 tsp. baking powder
1/2 tsp. salt
1/2 cup fat evaporated milk
1/2 tsp. vanilla
1/2 cup chopped pecans (roasted)

cream butter and crisco, gradually add sugar.
beat in eggs one at a time. Beat until the
batter is creamy and fluffy - Mix the flour,
salt and baking powder, then add to batter.
add vanilla and nuts last. Bake in a
greased and floured 10" tube pan for
1 1/2 hours at 300°.

♡ Judy

CUSTOM LASER ENGRAVING

Our engraving catalog allows you to personalize our products – from boards to coasters – in a way that will make the product unique for you, a family member, a friend, or a coworker. Do you have a logo, handwritten note or recipe, or an idea for an engraving you don't see here? Email Laura Crook (lauracrook@gumcreekboards.com).

MONOGRAMS & NAMES:



WEDDING:



IT'S 5 O'CLOCK SOMEWHERE:



FOODIES:



CUSTOM LASER ENGRAVING

For a complete list of fonts and graphics email Email Laura Crook (lauracrook@gumcreekboards.com).

NATURE:



Life is Better
At the Lake

FOR HIM:



Daddio of the Patio

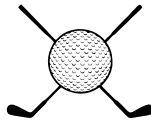


FOR HER:

Home
is where your
MOM IS

YAYA'S
Kitchen

SPORTS:



Names can be placed
below any of these

HOUSEWARMING & REAL ESTATE:



home
sweet
home



The Watsons



Can be any state
and any name

FONT OPTIONS:

ABCDEFGHIJKLMNOPQRSTUVWXYZ
abcdefghijklmnopqrstuvwxyz Imprint Font

ABCDEFGHIJKLMNOPQRSTUVWXYZ
abcdefghijklmnopqrstuvwxyz Arrus FONT

ABCDEFGHIJKLMNOPQRSTUVWXYZ
Modern 20

ABCDEFGHIJKLMNOPQRSTUVWXYZ
abcdefghijklmnopqrstuvwxyz Type FONT

ABCDEFGHIJKLMNOPQRSTUVWXYZ
abcdefghijklmnopqrstuvwxyz Graphic Pro Font

ABCDEFGHIJKLMNOPQRSTUVWXYZ
abcdefghijklmnopqrstuvwxyz Landsdowne Font

ABCDEFGHIJKLMNOPQRSTUVWXYZ GRAND ADVENTURE

ABCDEFGHIJKLMNOPQRSTUVWXYZ
Roboto

ABCDEFGHIJKLMNOPQRSTUVWXYZ
CLOAK

ABCDEFGHIJKLMNOPQRSTUVWXYZ
AGNOSTIC FONT

ABCDEFGHIJKLMNOPQRSTUVWXYZ
SEASPRAY

ABCDEFGHIJKLMNOPQRSTUVWXYZ
abcdefghijklmnopqrstuvwxyz RUSTIC FONT

ABCDEFGHIJKLMNOPQRSTUVWXYZ
abcdefghijklmnopqrstuvwxyz Bromello Font

ABCDEFGHIJKLMNOPQRSTUVWXYZ
abcdefghijklmnopqrstuvwxyz Hippie FONT

ABCDEFGHIJKLMNOPQRSTUVWXYZ
La Guapita

ABCDEFGHIJKLMNOPQRSTUVWXYZ
Magnolia Sky

ABCDEFGHIJKLMNOPQRSTUVWXYZ
abcdefghijklmnopqrstuvwxyz Monterey Font

ABCDEFGHIJKLMNOPQRSTUVWXYZ Reading

ABCDEFGHIJKLMNOPQRSTUVWXYZ
abcdefghijklmnopqrstuvwxyz Shiny font

ABCDEFGHIJKLMNOPQRSTUVWXYZ
Strawberry Blossom

BOARD CARE INSTRUCTIONS

When you buy a board from Gum Creek, you have a board that is ready to use. We finish our handmade cutting boards with a blend of bee's wax and mineral oil. However, from time to time, you may need to provide a little maintenance to help it keep its pristine appearance. Here are some tips for doing just that.

TO CLEAN:

Use warm soapy water. Don't ever submerge the board in water or leave the board in standing water. Dry your board and stand it upright enabling both front and back to dry. If you need to sanitize the board, spray white vinegar on the board.

TO REMOVE ODOR:

Use warm soapy water. Don't ever submerge the board in water or leave the board in standing water. Dry your board and stand it upright enabling both front and back to dry. If you need to sanitize the board, spray white vinegar on the board.

TO PROTECT:

You will want to apply mineral oil everyday for a month to start. Then apply oil once a week to all surfaces. Be generous in the amount of oil, let it soak into the wood, and then wipe off the excess. Once a month you can apply a mix of oil and beeswax for extra protection of the board.

TO REMOVE STAINS:

For the best effect, use hydrogen peroxide. It will remove stains and sanitize your board. For really tough stains, you will have to reapply and, over time, the stains should lighten.





974 VZCR 4512 Ben Wheeler, Texas 75754

903.330.4566

GUMCREEKBOARDS.COM

lauracrook@gumcreekboards.com